

Student Activity Sheet for Remote Learning

Students should complete the following using the BCSD device from home by August 26, 2020.

Parents may need to assist elementary students.




Username: Fname dot Lname last 2 digits of your graduation year.

Ex. Jane.Doe21

Password: FinitialLinitialLunchnumber!

Ex. JD12345!

1. Log in to the laptop using your student account and password.
2. From the Desktop, access the **ClassLink** icon.
3. From **ClassLink**, select the **Office 365 (O365)** icon. You will need to log in using your student login including @bcsdk12.net. Enter your same password.
4. Your O365 dashboard will appear. All students should see the **OneDrive** icon and the **MS Teams** icon.
5. Return to **ClassLink** and access the **Canvas** icon.
6. Your **Canvas** Dashboard should appear.
7. Students should complete the following survey at the link provided in order to report the completion of items 1-6 above.



<https://tinyurl.com/HOWARD-HIGH>



Technical support is available at 765-8659.